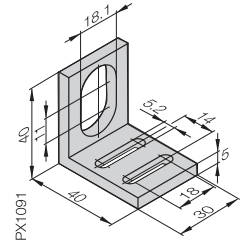
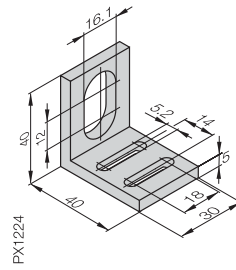
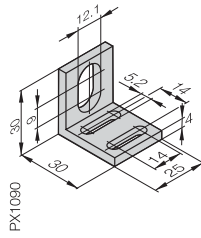
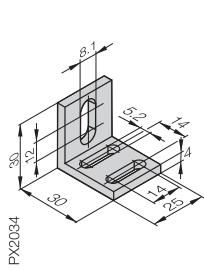
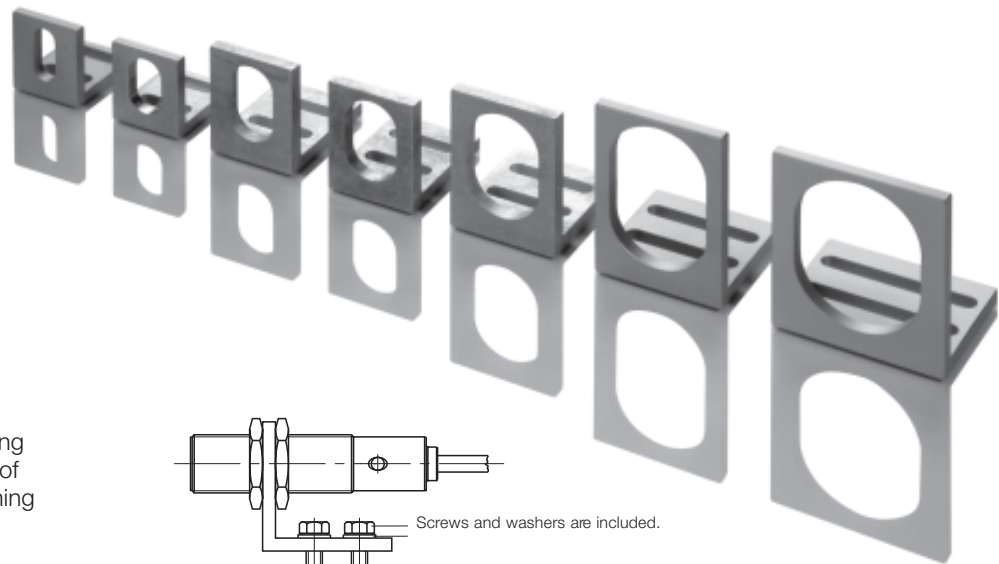
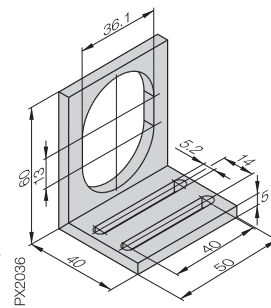
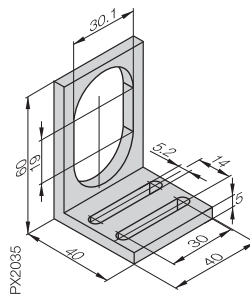
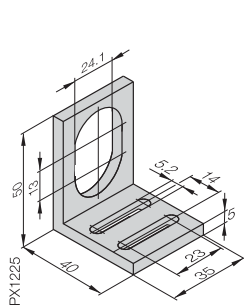


Description	Mounting bracket for M8	Mounting bracket for M12	Mounting bracket for M16	Mounting bracket for M18
Ordering code	BES 08-HW-1	BES 12-HW-1	BES 16-HW-1	BES 18-HW-1



Description	Mounting bracket for M24	Mounting bracket for M30	Mounting bracket for M36	
Ordering code	BES 24-HW-1	BES 30-HW-1	BES 36-HW-1	



These aluminum mounting brackets provide a way of easily and quickly attaching sensors to the machine.

For tubular sensors we recommend the additional use of clamps (see pages 6.20 and 6.21).

